

Specifications

Electrical Ratings	5A @ 125VAC / 250VAC / T120
Electrical Life	100,000 cycles typical
Mechanical Life	10,000,000 cycles typical
Contact Resistance	<20mΩ initial

Dielectric Strength	1000Vrms min @ sea level
Insulation Resistance	≥100MΩ min.
Operating Temperature	-40°C to +120°C
Storage Temperature	-40°C to +120°C

Materials

Base / Cover	Polybutylene Terephthalate (PBT), UL94-V0
Pin Plunger	Polybutylene Terephthalate (PBT), UL94-V0
Contacts	Silver Alloy
Terminals	Copper Alloy, Silver Plated

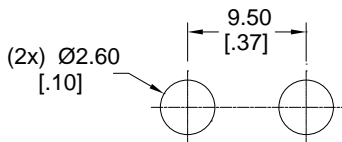
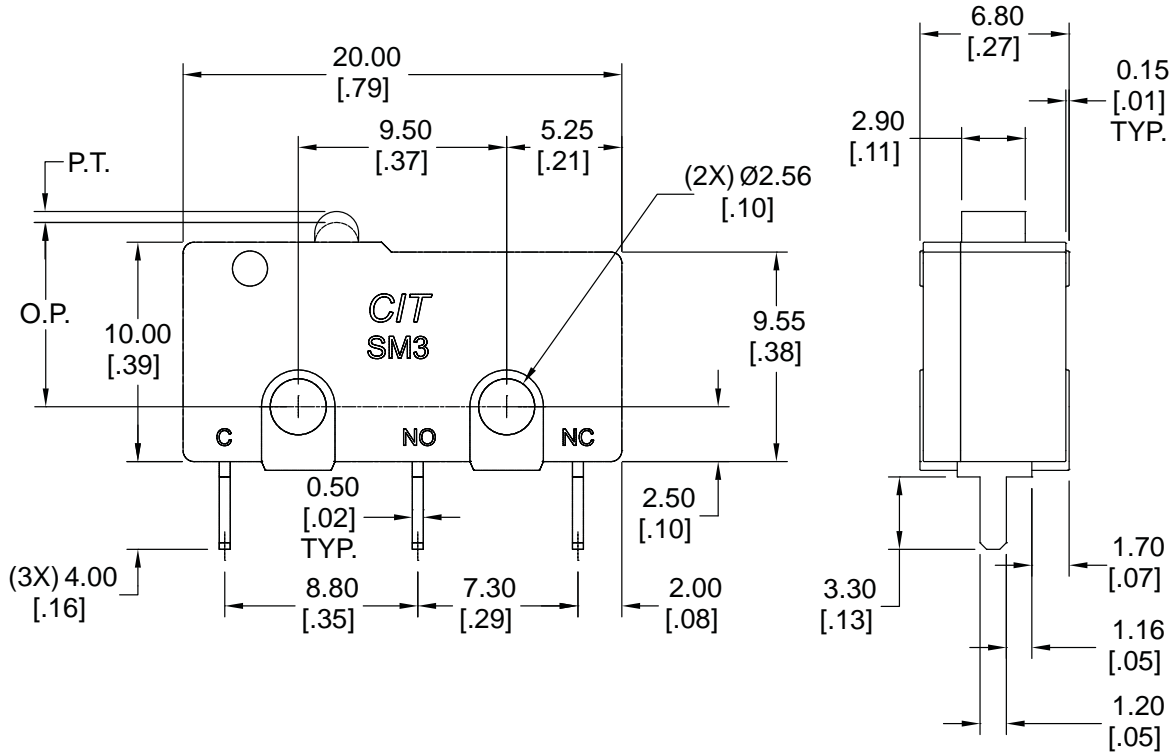
Ordering Information

1. Series	SM3	A	Q	F130	1	L00
2. Circuit	<p>A = SPST N.O. B = SPST N.C. C = SPDT</p>					
3. Contact Material	Q = Silver					
4. Operating Force without lever **Contact factory for other force options	<p>F080 = 80gF F130 = 130gF F350 = 350gF</p>					
5. Termination	<p>1 = .110" Quick Connect 2 = Solder Lug 3 = PC Terminal 4 = Right Angle PC Terminal 5 = Left Angle PC Terminal</p>					
6. Actuator (Lever)	<p>L00 = Pin plunger L01 = Hinge lever, standard L02 = Simulated roller L03 = Roller lever, short L04 = Hinge lever, long</p>					

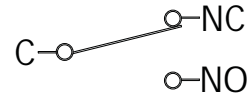
SM3

Snap Action

Dimensions



Panel Mounting

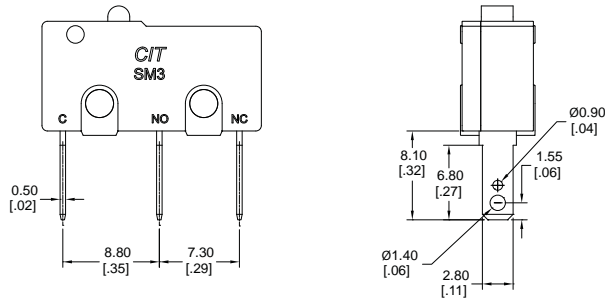


Schematic

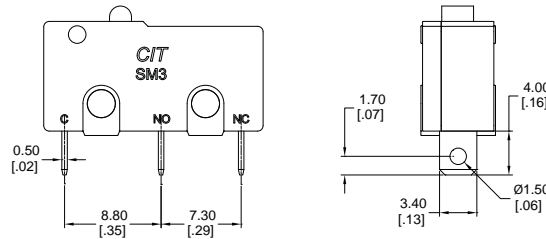
Switch Characteristics

Actuators (Levers)	Operating Force - OF (grams)			Release Force - RF (grams)			Free Position (FP) all forces (mm)	Pre-Travel (PT) all forces max (mm)	Operating Position (OP) all forces (mm)	Over Travel (OT)	Movement Differential (MD) all forces max (mm)
	80gF	130gF	350gF	40gF	75gF	170gF					
L00	80±20	130±30	350±60	40±10	75±15	170±50	11.55	1.05	10.5	0.4	.05
L01	20±6	40±10	90±15	10±5	20±6	45±12	14.5	4.0	10.5	0.8	0.9
L02	25±7	35±10	95±15	5 max	16±5	30±10	17.5	4.5	13.0	1.1	0.9
L03	18±5	40±10	95±15	5 max	20±8	38±10	20.5	4.1	16.4	1.0	0.8
L04	12±4	25±8	50±10	5 max	10±4	22±8	17.0	6.5	10.5	1.5	1.2

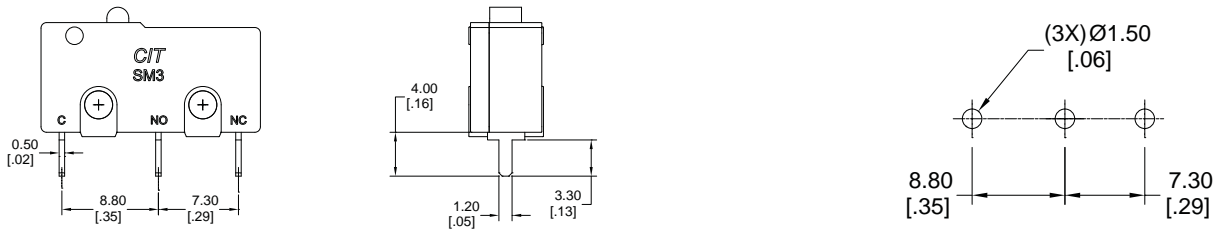
Terminal Options



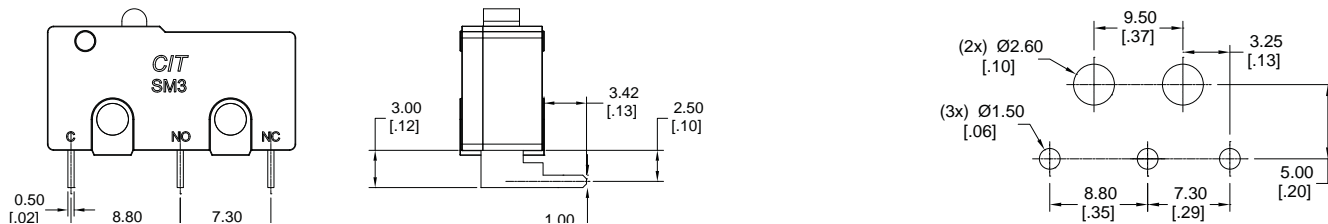
.110" Quick Connect Terminals



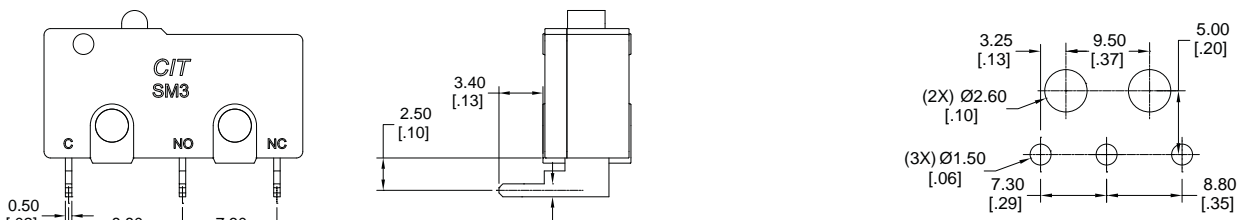
Solder Lug



PC Terminals



Right Angle PC Terminals

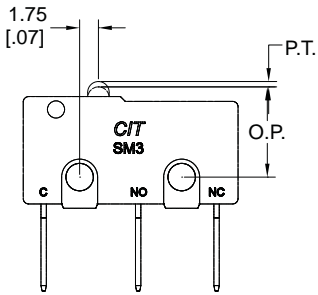
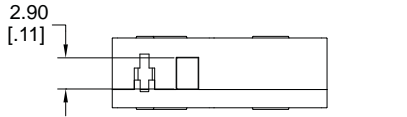


Left Angle PC Terminals

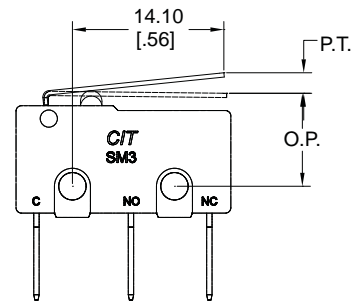
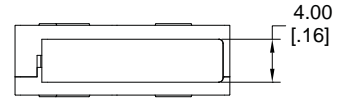
SM3

Snap Action

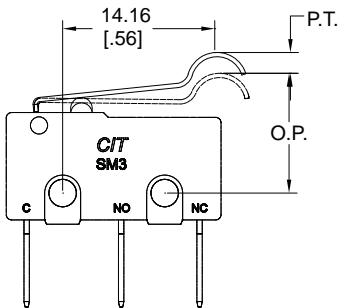
Levers



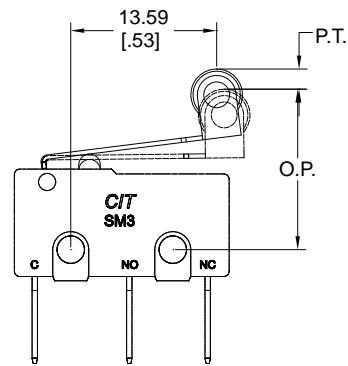
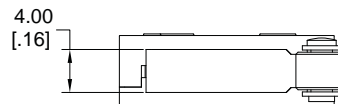
L00



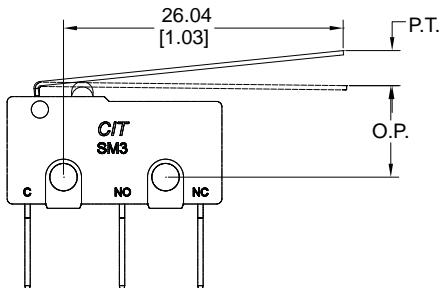
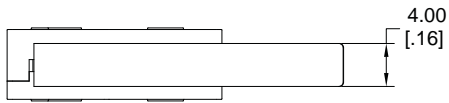
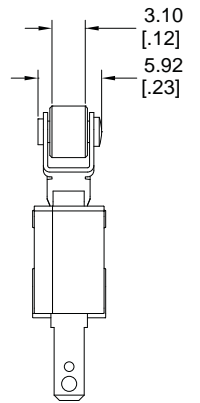
L01



L02



L03



L04